

# 6 tips for home business winter maintenance!



## Outside the premises

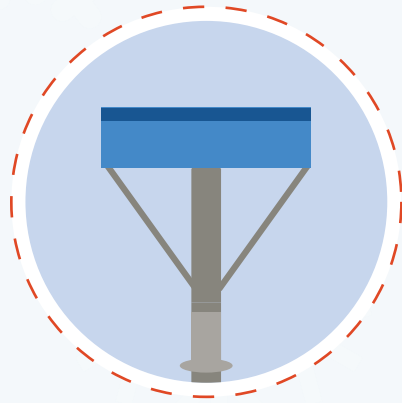
### 1 Sidewalk/ Entrance ways

Clear sidewalks and entrance ways off snow and ice. Take preventative measures to ensure customers/deliverymen don't slip and fall.



### 2 Roofs

Snow is heavy and excess build up can lead to a roof collapse. Remove snow from roof by using a snow roof rake or by contracting a professional to remove snow.



### 3 Gutters

Make sure your drains and gutters allow water from snow melt to drain away from the home to reduce risks of flooding or damage to your foundation.




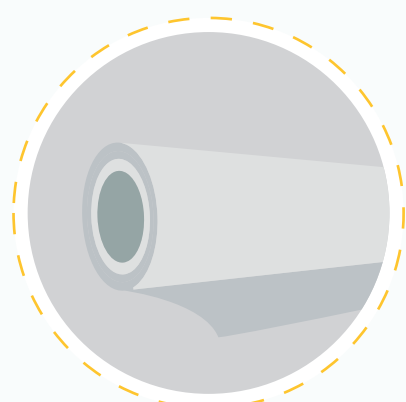
### 4 Chimney

Dirty chimneys can be serious fire hazards, so make sure they are properly cleaned before having any fires.



### 5 Exterior pipes

Insulate exterior pipes with proper insulation and turn off exterior water valves to make sure that pipes don't freeze and burst.



### 6 Vehicle

Take time to ensure your business vehicle is ready for the winter, by putting on winter tires, performing winter maintenance and having a road-side kit in case of emergency.

