

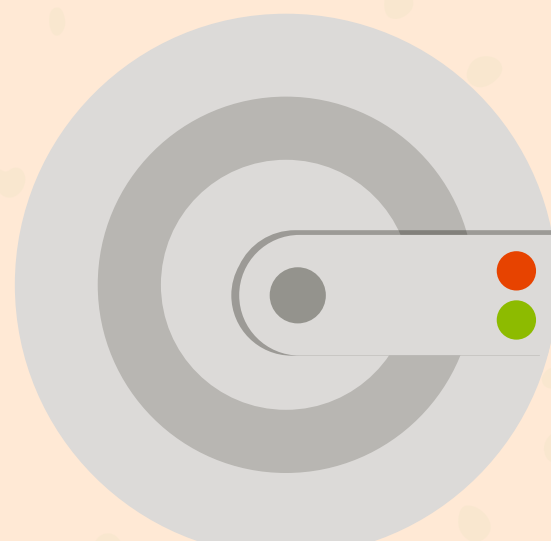

6 tips for home business winter maintenance



Inside the premises

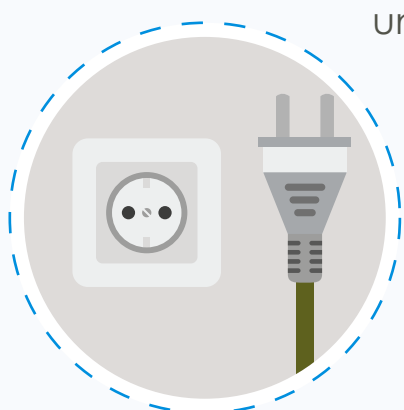
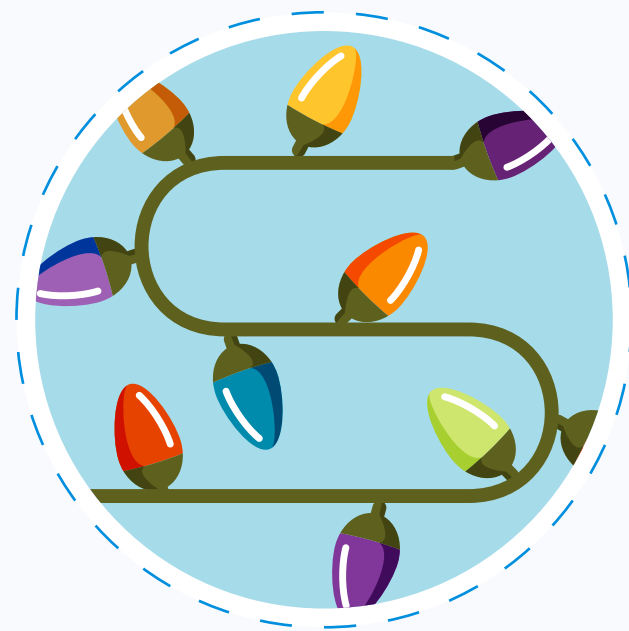
1 Alarms

Check smoke alarms and carbon monoxide detectors to make sure they are working properly. Heating your home presents a higher risk of carbon monoxide poisoning and fire.



2 Outlets and extensions

Holiday decorations usually lead to extra use of wall outlets and extension cords. Don't overload electrical outlets beyond capacity and make sure you unplug at nighttime.




3 Fire extinguisher

Make sure you have an easily accessible fire extinguisher available and that it's regularly inspected and properly maintained.



4 Pest control

Colder weather means that pests, insects and rodents are looking for shelter. Ensure proper sealing of your vents and windows. Remember to seal your food sources and place traps inside.



5 Computer/ Equipment maintenance

Depending on the type of home business you have, winter is a great time to backup data, update software and perform maintenance on essential business equipment.



6 Home emergency kit

Harsh winter weather always increases the possibility of power outages, so make sure you have an emergency kit with candles, batteries, blankets, food and water.

